

A photograph of a dense tropical rainforest. The scene is filled with tall, slender trees and a thick canopy of green leaves. In the foreground, there are large, vibrant green ferns. The overall atmosphere is lush and verdant.


Transition Meeting

RAINFOREST

Rainbow Nursery

2025-6

Rainforest Unit



Rainbow Nursery

Our classes:

Toucans



Geckos





Team Leader

MONIKA

The Team



Monika



Nick



Emily



David



Sarah




Tracey



Key Features

- Children will all turn 3 during the year
- Increasing structure as the year progresses
- Begin the Jolly Phonics programme
- All children will move to independent toileting

*Up to 1000
words by their
3rd Birthday*





The journey ahead

Goes from “no!” expert to “why?” champion (prepare for daily philosophical debates).

Runs everywhere—but only in places you wish they'd walk (supermarkets are a favourite).

Climbing furniture becomes a sport (Olympic event: Couch Vault).

Starts “sharing” toys—with a side of toddler negotiations (“mine!” is still trending).

Unleashes new vocabulary, often at bedtime and seldom when asked.



Pretends play is real life—so don't be shocked if your coffee mug is suddenly a dump truck.



Wants to “help” with chores, which usually doubles the workload (including watering the carpet).



Master of emotions: stormy tantrums now with bonus dramatic exits (“I’m running away now!” ...to the next room).




Chooses outfits creatively—socks on hands, pajamas for parties.



Bid farewell to privacy: bathroom breaks are now a group activity.

N a p s

- Afternoon nap, after lunch
- All children rest for at least 30 minutes



S *h* *e* *e* *t* *s*!

**LABEL WITH A
CLEAR MAKER**





*Drop off
by 9am*



Shoes and
Bags

Blackout

3:30 - 4PM





Schedule &
Routine



Time	Activity	
	Toucans	Geckos
8:10 – 9:10	Rolling Snack on Offer	Rolling Snack on Offer
8:30 – 9:00	Cooking – Adult Led (Activity 7)	Cooking – Adult Led (Activity 7)
8:50 – 9:20	Outside Play	Decks (enter via Rainbow Room)
9:20– 9:30	Morning Meeting	Morning Meeting
9:30 – 10:30	Activity Rotation <ol style="list-style-type: none"> 1. <i>Phonics/Language (Activity 1)</i> 2. <i>Maths/Counting (Activity 2)</i> 3. <i>Knowledge & Understanding of the world (Activity 3)</i> 4. <i>Guided play - → Fine motor (Activity 6)</i> 	
10:30 – 11:10	Free play & Flow-In/Out Activities on offer: Painting, (Activity 5) Toileting/Nappies	Outside play & Rainbow Room (Activity 4)
11:10 – 11:50	Outside play & Rainbow Room (Activity 4)	Free play & Flow-In/Out Activities on offer: Painting, (Activity 5) Toileting/Nappies
11:50 – 12:05	Circle Time	Outside play Ducks Garden
12:05 – 12:20	Lunch in Toucans	Circle Time- Ducks class/Rainbow room
12:20 onwards	Sleep and Rest	Lunch, Sleep and Rest Lunch, then rest/sleep time

1:45 ish – 3:10	Waking up and Choosing: As children wake up choose from: Classroom learning stations, Cosy corner, Garden/Ra Rolling snack on offer from 2pm – 3pm	
3:15 – 3:55	Choosing between the two classes <ol style="list-style-type: none"> 1. Rainbow Room – Child Led 2. Art in Geckos – Adult Led <i>(Activity 8)</i> 3. Dance/Music/Movement in Toucans - Adult Led <i>(Activity 9)</i> 4. Puzzles/Fine motor in Geckos – Adult Initiated <i>(Activity 10)</i> <p><i>Children are free to float between the two classrooms, they choose the activity they want to do and can then move around. The floater brings children Rainbow Room back to class and visa versa</i></p>	
3:55	Back to Own Class Large Rug area	Back to Own Class Large Rug area
4:00 – 4:30	Home time Routine Story and Construction play; going home as parents arrive	Home time Routine Story and Construction play; going home as parents arrive

Activity Rotation

- 4 Activity Stations
 1. Phonics/Language
 2. Maths/Counting
 3. Knowledge of the World
 4. Guided Play -→ Fine Motor
- 15 minutes at each station
- Increasing complexity as the year progresses



Weekly Plan

The Rainforest Weekly Plan | Date: 11-15 August | Theme: Meeting new people



	Name of Activity	Time in Toucans	Time in Geckos	Sunday	Monday	Tuesday	Wednesday	Thursday
1	Phonics/Language	10:45 – 11:30	9:45 – 10:30	<ul style="list-style-type: none"> - Sounding out the letter b - Reviewing letter b items in box - Writing letter b on the whiteboard - Play b -Spy game - Jolly Phonics 	<ul style="list-style-type: none"> - Sounding out the letter b - Reviewing letter b items in box - Writing letter b on the whiteboard - Play b -Spy game - Jolly Phonics 	What is your favourite letter/sound? Revising all the sounds and letters we've learned. Jolly phonics songs.	Listening to audiobook. Closing eyes and paying attention to all the sounds in the story. What can you hear? https://www.youtube.com/watch?v=2REU8uISCKU	Show and tell My favourite toy
2	Maths/Counting	10:45 – 11:30	9:45 – 10:30	Using hexagons to create patterns and shapes	Hopscotch game	Five little speckled frogs counting song and play https://www.youtube.com/watch?v=TtX8yVEF0-w	Counting with elastics 	Counting eggs Throw the dice and count out the correct number of colourful eggs into a basket (eggs from Geckos cupboard).
3	Knowledge & Understanding of the world	10:45 – 11:30	9:45 – 10:30	What's in the bag? Guess from touch with sport related objects	Does it sink or float? (Salt water vs fresh water)	Where does honey and silan come from? What is the difference? Tasting	What do you pack to travel? What goes in your suitcase and backpack?	Animal sounds Play animal sounds (https://g.co/kgs/Y2fk nX) and get the children to guess and shout out the name of the animal. Use the toy animals as props to aid their understanding and make it more fun!
4	Outside Play	12:00-12:15	10:45-11:00	Hop scotch	Bimbas race	Hula hoop on arm, through leg, on whole body	Jumping from stools	Running race

5	Painting	9:35-10:45	10:45-12:00	Water colours - practise rinsing our brush in between colours	Painting together on cardboard boxes	Painting with q-tips	Printing with lego	Painting with brushes
6	Fine motor	9:35-10:45	10:45-12:00	Cutting with scissors	Cutting playdough rolls with knives	Tracing around different shapes	Using connectors from Ocean	Making friendship bracelets with dry pasta
CT	Circle Time	12:00-12:15	12:00-12:15	Meeting new people. Where can we meet new people?	How to make new friends	Meeting new teachers	Travelling/ visiting new places	Last day - endings/ End of the day, week, summer, school....
7	Cooking	3:15 – 3:55	3:15 – 3:55	Refer to cooking plan	Refer to cooking plan	Refer to cooking plan	Refer to cooking plan	Refer to cooking plan
8	Art	3:15 – 3:55	3:15 – 3:55	Making collage	Exploring clay	Felt pens	Using palsticine and match sticks	Free choice
9	Dance/Movement /Music	3:15 – 3:55	3:15 – 3:55	Picking up and transferring pom poms with toes	Musical chairs	Dancing with scarfs to classical music	Latin music party with instruments	The greatest Rainforest hits playlist
10	Puzzle/Fine Motor	3:15 – 3:55	3:15 – 3:55	Big jigsaw puzzles	Balancing games from Ocean	Building structures with kapla blocks	Animal magnet puzzles from Ocean	Heuristic play

Week 5	Sunday	Monday	Tuesday	Wednesday	Thursday
	Shape Cookies	Carrot Cake	Potatoe Chips	Chocolate Cookies	Challah
What you need:	125 g flour 75 ml oil Silan Vanilla flavour Sesame, flax seeds, coconut Rolling pin Round cup or cookie cutter	2 eggs 120 ml oil Silan/ honey 120 g flour 2 grinded carrots 130g oats 1tsp cinnamon 1 tsp baking soda	Mint, Herb or Red fruit tea bags (make sure there is no black or green tea added!!) Fruits e.g. apples, pear, melon, lemon, orange Mint leaves Ice cubes Silan or honey Water	125 g flour 75 ml oil Silan Cocoa Rolling pin Round cup or cookie cutter	
How to do it:	<ul style="list-style-type: none"> • Mix dry ingredients very well • Add wet ingredients (oil, vanilla, silan) • Roll the dough out (0,5 cm thick) • Cut out shapes or form them with your hands. • Lay a tray out with parchment paper • Decorate with seeds or coconut and place on the baking tray <p>Preheat oven and Bake at 160/180 Degrees for 15-20 minutes.</p>	<ul style="list-style-type: none"> • Grind the carrots • Mix all the wet ingredients • Then add flour, oats, cinnamon and carrots. • Mix well. <p>Preheat oven and Bake at 160/180 Degrees for 120-25 minutes.</p>	<ul style="list-style-type: none"> • Mix Silan/ honey and some water. Whisk until well combined. • Pour the water over some teabags. • Cut the fruits in small slices and add to the tea. You can also squeeze the lemon and orange and add the juice. • Add mint leaves • Optional: add ice cubes 	<ul style="list-style-type: none"> • Mix dry ingredients very well • Add wet ingredients (oil, silan) • For small balls or snakes • Lay a tray out with parchment paper • Decorate with seeds or coconut and place on the baking tray <p>Preheat oven and Bake at 160/180 Degrees for 15-20 minutes.</p>	

Phase 1 & 2 of Letters and Sounds

Letters and Sounds:

Principles and Practice of High Quality Phonics



Primary
National Strategy

department for
education and skills

Creating Opportunity
Releasing Potential
Achieving Excellence



Jolly Phonics



a

(Tune: Skip to My Lou - Track 2)

lal-lal! Ants on my arm.
lal-lal! Ants on my arm.
lal-lal! Ants on my arm.
They're causing me alarm.



Action: Wiggle your fingers above the elbow, as if ants are crawling on you, and say *a, a, a, a!*

Mark Making





Show and Tell

Lots of time for free play & Choosing

Small World Area

Construction Area

Block Play

Role Play

Sensory Play

Malleable Resources

Mark Making

Fine Motor

Book/Literacy Area

Cozy Corner

*Extended
Play*

Learning Centres

Carpet/Focused Learning Area

Small World Play

Block/Construction Play

Role Play Area

Sensory / Sand and Water Areas

Maths / Reasoning Table

Language/Literacy Table

Challenge Rug

Creative (paint, art materials, clay etc) Area

Writing/Mark Marking Area

Science/Investigation Area or Table

Book/Reading Corner



K a b S H a b

Birthdays



CELEBRATE
DURING KAB SHAB



PARENTS ARE
INVITED TO JOIN



LIAISE WITH THE
TEAM THE WEEK
BEFORE

The image shows a 3x4 grid of colorful ring binders. Each binder has a white label on the front. The colors of the binders vary across the grid, including blue, red, green, yellow, and black. In the center of the grid, there is a yellow rectangular box containing the text "Collect their work!".

Collect their work!

A large, glowing pink question mark graphic is centered on the page. The question mark is composed of a thick, neon-like line that glows with a pinkish-purple hue. The background is solid black.

Questions?