


INTRODUCTION MEETING




Rainbow Nursery

**WELCOME TO THE
MEADOW UNIT**


OUR CLASSES



DUCKS



RABBITS



FROGS

THE TEAM

Team Leader

Class Leader - Ducks

Rebecca


Based in Ducks, but with overall responsibility
for the unit



THE TEAM

Class Leader - Rabbits

Thiago

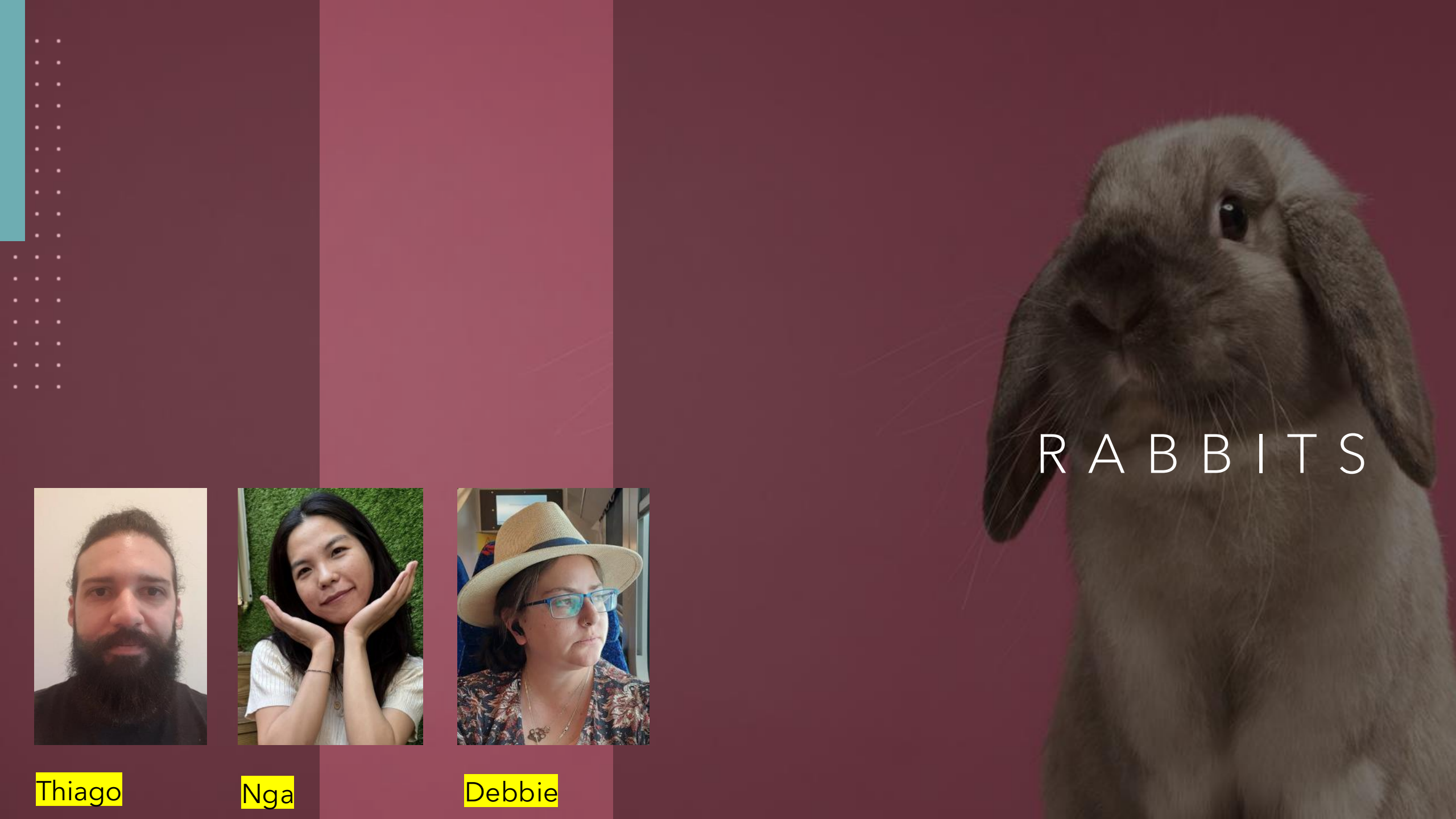


THE TEAM

Class Leader - Frogs

Gil





R A B B I T S




Thiago



Nga



Debbie



Rebecca




Ksenia



Vacancy

D U C K S



Gil



Momo




Amit



Tali





Gil



Ophira



Amit



Tali






KEY FEATURES

- Our '1 year old' group!
- 10 months - 17 months
- 15 Children in Ducks and Rabbits
- 20 Children in Frogs
- Direct access to the gardens
- Morning & Afternoon naps


CHILDREN'S JOURNEYS THIS YEAR

- Walk
- Develop spoken language
 - 10 - 20 words by 15 months
 - Around 50 words by 18 months
 - By 2 years around 300 words
- Start to transition to the toilet
- Increasing independence
- New siblings



N A P S

- Morning nap 8:30 for up to 45 minutes
- Afternoon nap, after lunch





S H E E T S !

LABEL WITH A CLEAR MAKER



S H E E T S !


**LABEL WITH A
CLEAR MAKER**

YAHAV

Yahav B

DROP-OFF & PICK-UP

- Before 9am and after
- Frogs ground floor
- Rabbits and Ducks 1st Floor





D R O P O F F
B Y 9 A M




SHOES AND BAGS



BLACKOUT


3:30 - 4PM

SCHEDULE &
ROUTINE





Ducks Day Plan




From 7:30	Free Play on the carpet and Adult led activity... 8:10 – 8:40 Activity 1 (Shape, space, reasoning)
8:00 – 9:00	Sleepers in the sleep room
8:30 – 9:30	Snack on offer
9:45 – 10:30	Garden time (Frogs garden) Activity 3 (Sensory)
10:30 – 11:00	Activity Time & Nappy changes Activity 2 (Painting, Messy)
11:00 onwards	Circle time, lunch, sleep
From 1:30	Start waking up, changing nappy and playing
From 2:15	Rolling snack starts
3:00 - 3:40	Outside or Playing in Classroom (Children choose) <ul style="list-style-type: none">• Rainbow Room and Deck area (small groups)• Activity 4 (Fine Motor Activity) in the classroom
3:45	Back to classrooms and prepare for end of day Story time and then construction toys on rugs
4:00 – 4:30	Dismissal and Feedback



Rabbits

Day Plan

From 7:30	Free Play on the carpet and Adult led activity... 8:10 – 8:40 Activity 1 (Shape, space, reasoning)
8:00 – 9:00	Sleepers in the sleep area/room
8:30 – 9:30	Snack on offer
9:45 – 10:20	Activity Time & Nappy changes Activity 2 (Painting, Messy)
10:25 – 11:15	Outside Time Rainbow Room & Deck Area (Frogs garden) Activity 3 (Sensory)
11:15 onwards	Circle time, lunch, sleep
From 1:30	Start waking up, changing nappy and playing
From 2:15	Rolling snack starts
3:00 - 3:40	Outside or Playing in Classroom (Children choose) <ul style="list-style-type: none">• Rainbow Room and Deck area (small groups)• Activity 4 (Fine Motor Activity) in the classroom
3:45	Back to classrooms and prepare for end of day Story time and then construction toys on rugs
4:00 – 4:30	Dismissal and Feedback





Frogs Day Plan



7:30 - 8:30 - **Activity 1** on the Rug | *Fine motor, Shape, Space, Number development*
- **Marking Making** in activity area

8:15 – 9:30 - Sleepers at the back half of the class

9:00 – 11:15 - Garden open and free play opportunities available, and adult led activities:

8:10 - 9:15ish - Rolling Snack on offer

9:45- 11:00 **Free play and Adult led activities:**

9:45 – 11:00 – Nappy changes gradually in colour groups

9:45 – 10:45 - **Activity 2** – Painting or messy play, Tabletop or Floor

10:00 – 11:00 - **Activity 3** - Sensory Play in the Garden

11:00 - 11:15 - **Circle time**

11:15 – 11:35 –Lunch, and then sleep

From 2:00 - Wake up, Nappy change and choosing:

2:00 – 3:15 - Afternoon Snack on offer


2:00 – 3:50 - Outside open, and children can flow in and out

2:30 – 3:30 - **Activity 4** – Outside | Physical development

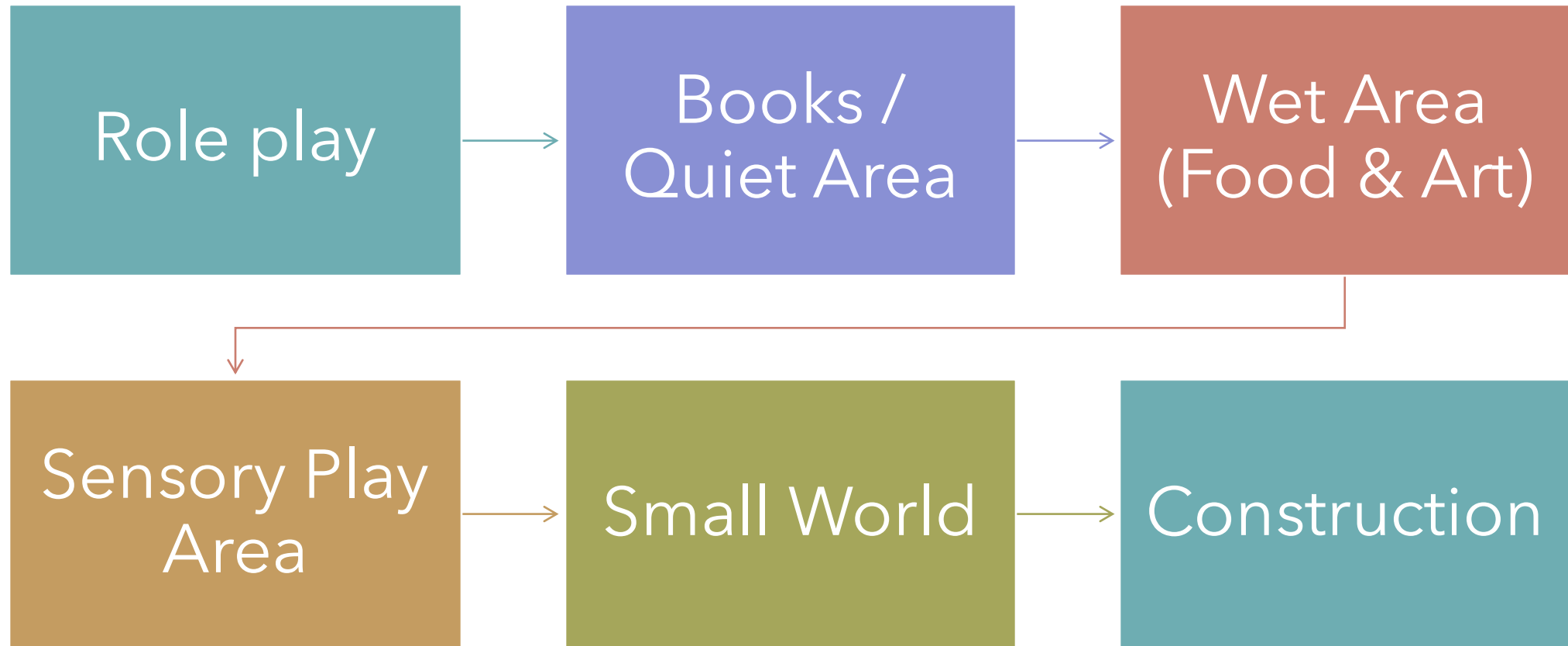
3:15 – 3:50 - **Activity 5** – Tabletop Activity (Adult Led)

3:50 – 4:00 - Tidy up time outside

4:05 – 4:30 Story Time in the cosy corner for children who want, free play inside continues



AREAS OF THE CLASSROOM



GROSS
MOTOR



An aerial photograph of a meticulously maintained garden maze. The maze is constructed from dense, vibrant green hedges, with a narrow, winding water channel or stream cutting through the paths. The hedges are topped with small, delicate red flowers, adding a touch of color to the greenery. The overall scene is a complex, geometric pattern of green and blue, set against a bright, sunny sky.

DIRECT
ACCESS TO
THE GARDEN



MARK MAKING

PLAYDOUGH
EVERYDAY



K A B S H A B



BIRTHDAYS



CELEBRATE
DURING KAB SHAB



PARENTS ARE
INVITED TO JOIN



LIAISE WITH THE
TEAM THE WEEK
BEFORE



AS THE YEAR
DEVELOPS

Cooking

Rainbow Room

Focused colour group
activities

A blurred green WhatsApp logo is centered in the background. A white circle with a black border is overlaid on the left side of the image. Inside the circle, the text "PARENT WHATSAPP GROUPS" is written in a black, spaced-out, sans-serif font. At the bottom of the image, the word "WhatsApp" is partially visible in a blurred, light blue font.

P A R E N T
W H A T S A P P
G R O U P S



QUESTIONS